VULTAX RESEARCH NOTES 2026-028

Brazil Election 2026 Results: Lula 51.79%, and How the Polls and Odds Did

Vultax Research Team, Tallinn

PUBLISHED 19 October 2026, revised 27 October 2026
PAGE https://vultax.com/research/brazil-election-2026-polls-odds-results
DOI No DOI has been assigned.

ABSTRACT

Lula won Brazil's runoff with 51.79% of valid votes. Ten of 11 final polls, the Vultax polls model and the market leaned Flávio Bolsonaro. The model missed his share by 2.2 points, closer than nine polls; on count night the market moved 75 minutes before the count.

CITE AS Vultax Research Team (2026). Brazil Election 2026 Results: Lula 51.79%, and How the Polls and Odds Did. Vultax Research notes 2026-028, Vultax Research, Tallinn, 19 October 2026, revised 27 October 2026. https://vultax.com/research/brazil-election-2026-polls-odds-results No DOI has been assigned.

DATA AVAILABILITY 6 tables and charts are downloadable as CSV and JSON with their sources on the page. **Calculations checked: proof record**.

51.79%

Lula, runoff. Share of valid votes, TSE final count, all sections

10 of 11

Final polls with Flávio ahead. Each institute's last national runoff poll, valid votes

2.2 pts

Vultax polls model, distance from the result. Flávio's share: 50.4% forecast against 48.21%; closer than 9 of the 11 final polls

75 min

Market ahead of the count. Polymarket under 50¢ for Flávio at 19:09 Brasília; the TSE count showed Lula ahead again at 20:24

AI-assisted drafting, research and editing. Published by OmniOS OÜ.

Lula won the runoff with 51.79% of valid votes

Luiz Inácio Lula da Silva won Brazil's presidential runoff on 25 October 2026 with 51.79% of valid votes to Flávio Bolsonaro's 48.21%, a lead of 4.43 million votes, on the **TSE's final count** with all polling sections in (64,256,232 votes to 59,826,041; totalled at 23:27 Brasília on 25 October). The forecasts had leaned the other way: 10 of the 11 institutes whose final runoff polls we scored had Flávio ahead, the Vultax polls model gave him a 57.7% chance and 50.4% of valid votes, and Polymarket priced a Flávio win at 78¢ at

16:00 Brasília, an hour before polls were due to close. The scores below are measured against that final count.

Measured against the ballot box, the model was 2.2 points off Flávio's share, closer than 9 of the 11 final polls; only Vox Brasil and Futura were closer. The result fell inside the model's 80% range of 47.7% to 53.2%. On count night the order reversed: the market priced Lula's win about 75 minutes before the TSE count showed him ahead again.

Method: each institute's last national runoff poll before the vote, in valid votes, against the TSE share; the model's figures are its last timestamped record before the vote; market prices are one-minute readings of Polymarket's Flávio Bolsonaro winner contract.

Ten of eleven final polls had Flávio ahead

Every poll in the table was in the field between 18 and 24 October and is registered in the TSE's PesqEle system. Ten showed Flávio Bolsonaro ahead in valid votes; Vox Brasil, with Lula on 50.6%, was the exception. The distance between a poll and the result is the same for both candidates, so the table gives it once, in points of Flávio's share.

Three of the eleven landed within the margin of error each institute published: Vox Brasil, Futura and Ipespe/Abrapel. The others missed by more than their stated margin, from 2.3 points (BTG/Nexus) to 3.8 (Gerp). A poll is a picture of its fieldwork days, not a forecast of turnout or late movement, and the published margins describe each institute's own sample and question.

The Vultax polls model read six polls from these institutes, with fieldwork from 13 to 22 October, and was not updated with the final wave of 23 and 24 October, which moved further toward Flávio. Its record from 24 October to the vote is unchanged at 50.4%. Its distance from the result owes something to that timing: most of the final polls it did not read were further from the result than the earlier releases it did.

Poll or forecast	Fieldwork	TSE registration	Flávio, share of valid votes	Points from the result	Within published margin
Vox Brasil	20–22 Oct	BR-03259/2026	49.4%	1.2	Yes, ±2.15
Futura	23–24 Oct	BR-09726/2026	50.1%	1.9	Yes, ±2.2
Vultax polls model	Polls to 22 Oct	Not a poll	50.4%	2.2	Yes, 80% range 47.7–53.2%
BTG/Nexus	23–24 Oct	BR-08234/2026	50.5%	2.3	No, ±2.2
Ipespe/Abrapel	20–22 Oct	BR-04350/2026	50.5%	2.3	Yes, ±2.6
CNT/MDA	21–23 Oct	BR-02136/2026	50.7%	2.5	No, ±2.2
AtlasIntel	18–23 Oct	BR-06380/2026	50.8%	2.6	No, ±1
Datafolha	23–24 Oct	BR-09540/2026	51.0%	2.8	No, ±2

Poll or forecast	Fieldwork	TSE registration	Flávio, share of valid votes	Points from the result	Within published margin
Quaest	23–24 Oct	BR-09158/2026	51.0%	2.8	No, ±2
PoderData/Aya	23–24 Oct	BR-02828/2026	51.0%	2.8	No, ±1.6
Veritá	19–23 Oct	BR-03181/2026	51.6%	3.4	No, ±1
Gerp	22–24 Oct	BR-09327/2026	52.0%	3.8	No, ±2

Result: Flávio Bolsonaro 48.21% of valid votes, TSE final count, all sections (48.2148%). Polls, fieldwork, registrations and margins as published (Poder360's list of 25 October; Veritá and Ipespe/Abrapel from CNN Brasil and Metrópoles). Palver is left out because its valid-vote shares were recalculated by a third party.

Scored as probabilities, the model beat the market but not even odds

A share forecast and a win probability are graded differently. At 16:00 Brasília on 25 October, the time of the model's last pre-vote record, the model gave Flávio Bolsonaro a 57.7% chance of winning and the market priced him at 77.8¢. Flávio lost, so the outcome scores as zero for both.

The Brier score, the squared distance between a forecast and the outcome, was 0.333 for the model and 0.605 for the market. Even odds would have scored 0.250. On the log score the order is the same. Both forecasts were penalised for confidence in the losing side; the market more, because it was more confident.

One race is one draw: a single outcome cannot rank forecasters. The record keeps every forecast with its time, so later results can be added to the same tally.

Forecast at 16:00 Brasília, 25 October	Flávio to win	Brier score	Log score
Vultax polls model	57.7%	0.333	0.861
Polymarket, Flávio Bolsonaro winner contract	77.8%	0.605	1.503
Even odds	50.0%	0.250	0.693

Lower is better. Outcome: Flávio Bolsonaro did not win (0). Log score: minus the natural logarithm of the probability given to what happened. Market: the one-minute Polymarket reading at 15:59 Brasília.

On count night the market moved first

The TSE published its first national total at 17:06 Brasília, with 0.25% of sections counted and Lula on 57.7%. At 17:20 it paused the count: Supreme Court Justice Cristiano Zanin had extended voting to 19:00 Brasília at the request of Lula's coalition, which said cuts to bus services had kept voters from the polls. The count resumed at 19:04.

The market started to fall just before 19:00, as the extended voting closed, and went under 50¢ for Flávio at 19:09, with 1.6% of sections counted. From 19:44 to 20:24 Flávio led the count itself, reaching 50.5% with about a quarter of sections in; over the same 40 minutes the market fell from 33¢ to 10¢. The TSE's first national file with Lula ahead again was stamped 20:24, about 75 minutes after the market's crossing.

The Vultax count model, which projects the votes still to count area by area, started at 19:22 with Flávio on 53.7%. It went under 50% at 20:01 with 23.3% counted, while the count still showed Flávio on 50.5%: 23 minutes before the count turned, 52 minutes after the market. It fell below 1% at 20:56 with 83.7% counted; the market had passed below 1¢ at 20:54. The TSE marked the result mathematically decided at 21:09, with 97.7% of sections counted.

Count night: the market against the Vultax count model, 25 October

Chance of a Flávio Bolsonaro win. Brasília time, every five minutes, 17:30 to 21:35. Percent.

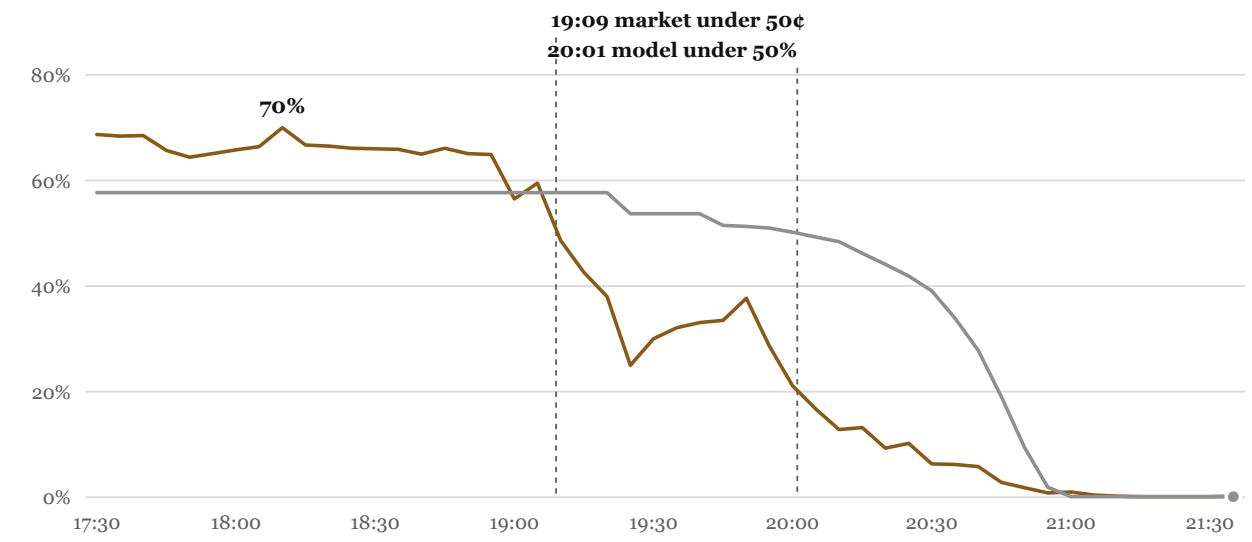

Marks: the first one-minute Polymarket reading under 50¢ and the first model record under 50%.

Chart: Vultax Research

▶ Show the numbers

How the result arrived

Voting was due to close at 17:00 Brasília (20:00 UTC). The TSE's first national file came at 17:06, the count paused at 17:20 for the extended voting and resumed at 19:04, and the TSE marked the result mathematically decided at 21:09 Brasília (00:09 UTC on 26 October). Our **results-time guide** explains how the TSE publishes a partial count.

The count itself turned twice. Flávio took the lead at 19:44 with 13.7% of sections counted and held it until the file stamped 20:24, with 47.6% counted, after which Lula stayed ahead.

The six governor runoffs were counted the same night. In Tocantins and Rio Grande do Norte the candidate who finished second in the first round won. The **Brazil room** keeps the TSE result by state.

The TSE count, 25 October: each candidate's share of valid votes

National total as counted. Brasília time, every five minutes, 17:30 to 21:35. Percent.

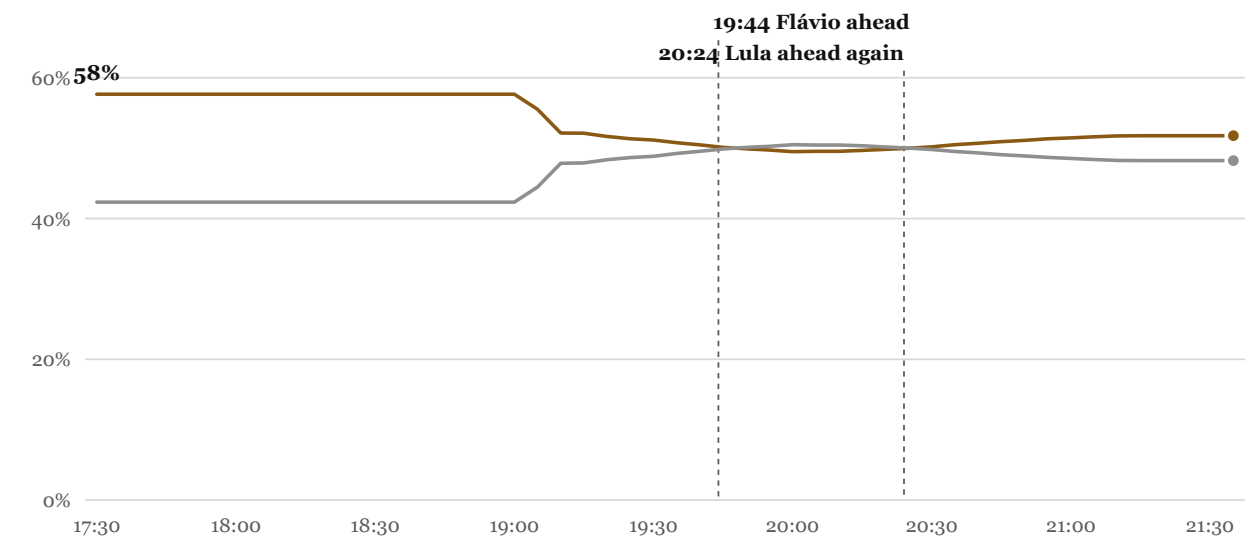

Marks: the TSE national files that first showed each change of lead, by the TSE's own time stamp.

Chart: Vultax Research

▶ Show the numbers

What the first round decided

In its **5 October report**, Brazil's Superior Electoral Court recorded Flávio Bolsonaro on 47.03% of valid votes and Lula on 45.16%, with 99.99% of polling sections counted at the stated cutoff. Those are first-round shares. Neither reached a majority, so the two advanced.

Finishing first on 4 October did not award the presidency. The runoff is a new vote between the remaining two candidates. Adding the first-round shares of eliminated candidates to one finalist assumes that their voters all move together and that turnout stays the same. Neither assumption is established by the first-round totals.

First round, 4 October 2026: share of valid votes

Superior Electoral Court (TSE), 99.99% of polling sections counted. Percent.

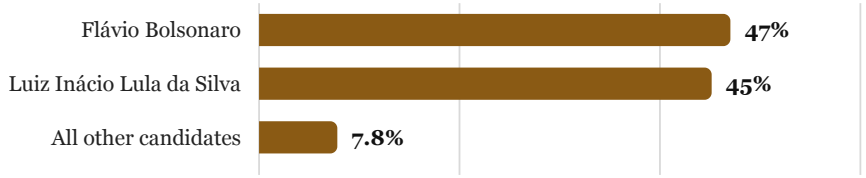

Blank and null ballots are outside the valid-vote denominator. The other candidates are summed, not listed.

Chart: Vultax Research

▶ Show the numbers

Three ways to follow the same race

Use each source for the question it can answer. A polling table is useful for comparing voting intention over time. A market screen is useful for seeing how a priced expectation changes. The electoral authority is the source for the result.

You want to know	Start here	Read this label
Who leads in a survey?	**Polls versus odds**	Fieldwork dates, sample, question and vote denominator
How are traders pricing the winner?	**Brazil election room**	Observation time, contract rules, bid/ask and available depth
Who won the official vote?	**TSE results portal**	Round, office, reporting progress and official status

Source guide prepared 19 October 2026. These are different measures; their percentages should not be added or subtracted.

Which polls should you compare?

Begin with the pollster's own release and its fieldwork dates. Our **polls-versus-odds explainer** uses a named Datafolha survey to show why an all-response percentage changes when the denominator becomes valid votes. It also explains why neither figure is a win probability.

Compare national runoff questions with national runoff questions. A state poll, a first-round poll and a hypothetical matchup from months ago answer different questions. Check whether undecided respondents and blank or null responses are included. A release date alone does not tell you when respondents were interviewed.

The **TSE's polling resources** link to PesqEle registrations. Look for the registration number, commissioning party and methodology when checking a circulated image. A screenshot stripped of that context is a poor basis for comparing surveys.

What to inspect on a market screen

Read the contract question before reading the price. A market on the first-round leader, a market on the eventual president and a market on the victory margin have different conditions. A winning first-round position can coexist with an uncertain presidential race.

Then inspect the price's timestamp, the spread between bids and asks, and the depth available near that quote. A headline price does not promise that an order of any size could execute there. Total traded volume is a separate measure from the offers currently available.

The **Brazil room** connects the election's market boards with market analytics. For the wider mechanics, see our **order-size and depth study**.

What comes next

The TSE certifies the winners before the inauguration. Under Constitutional Amendment 111 of 2021, the president takes office on 5 January 2027 and governors on 6 January, the first time the dates move from 1 January.

The polls model, the count model and the market readings stay in the record with their times, so this result can be set beside the next elections scored the same way.

CORRECTIONS AND NOTICES

`2026-10-27` The result is measured against the TSE's final count of all sections, 51.79% to 48.21%, instead of the count at 99.99% of sections, 51.78% to 48.22%. Veritá's distance changed from 3.3 to 3.4 points; no other poll's distance changes at one decimal.

REFERENCES

TSE: presidential runoff confirmation https://www.tse.jus.br/comunicacao/noticias/2026/Outubro/flavio-bolsonaro-e-lula-vao-disputar-o-2o-turno-para-a-presidencia-da-republica

Published and updated 5 October 2026; first-round shares and the stated 99.99% reporting cutoff.

TSE: how election results will be released https://www.tse.jus.br/comunicacao/noticias/2026/Agosto/resultados-das-eleicoes-2026-poderao-ser-acompanhados-em-tempo-real

Updated 20 August 2026; result publication begins after 17:00 Brasília and continues as records arrive.

TSE polling resources https://www.tse.jus.br/eleicoes/pesquisas-eleitorais/pesquisas-eleitorais

Official entry point for polling registration resources; consulted 19 October 2026.

Polymarket: Brazil Presidential Election https://polymarket.com/event/brazil-presidential-election

Contract context; current available prices belong in the linked terminal, with their observation times.

Selected arithmetic checked in Lean 4.35.0 https://vultax.com/datasets/research-proof-library-2026-10-25/articles/brazil-election-2026-polls-odds-results.md

Selected exact-rational calculations and displayed-value consistency checks, checked by Lean 4.35.0, Lean kernel replay and Nanoda. Not a proof of the underlying observations, statistical conclusions, legal claims or production code.

Per-article scope records and Lean package https://vultax.com/datasets/research-proof-library-public-2026-10-28/README.md

Historical scope records and selected Lean checks; the complete package is temporarily unavailable.

TSE: runoff results portal https://resultados.tse.jus.br/oficial/app/index.html

National, state and municipal totals for election 6258, read 26 October 2026.

TSE: national runoff results file https://resultados.tse.jus.br/oficial/ele2026/6258/dados/br/br-c0001-e006258-u.json

The national total with sections counted and the mathematically-decided mark; read through the night of 25 October.

Poder360: the last 18 runoff polls https://www.poder360.com.br/poder-pesquisas/saiba-como-estao-lula-e-flavio-nas-ultimas-18-pesquisas-divulgadas/

Published 25 October 2026; fieldwork, samples, margins, registrations and valid-vote shares.

CNN Brasil: Veritá poll, 19 to 23 October https://www.cnnbrasil.com.br/eleicoes/verita-flavio-tem-5156-dos-votos-validos-no-2o-turno-lula-4844/

Published 24 October 2026; Flávio 51.56%, Lula 48.44% of valid votes, BR-03181/2026.

Metrópoles: Ipespe/Abrapel poll, 20 to 22 October https://www.metropoles.com/brasil/ipespe-flavio-tem-505-e-lula-marca-495-dos-votos-validos-no-2o-turno

Flávio 50.5%, Lula 49.5% of valid votes, 1,500 interviews.

CNN Brasil: Zanin extends voting to 19:00 https://www.cnnbrasil.com.br/eleicoes/zanin-prorroga-eleicao-ate-as-19h-deste-domingo-em-todo-o-pais/

Published 25 October 2026, 17:05 Brasília; the request by Lula's coalition and the reason given.

InfoMoney: TSE pauses the count https://www.infomoney.com.br/politica/tse-pausa-totalizacao-dos-votos-apos-zanin-prorrogar-votacao-ate-as-19h/

Published 25 October 2026, 17:27 Brasília; the pause announced at 17:20.

Vultax: Brazil forecast record https://app.vultax.com/api/forecast-proof/brazil-election-2026?format=records

Every polls-model and count-model record with its time and chained hash; the last pre-vote record is 86d56d1b, 25 October 2026, 19:00:04 UTC.

Senado: inauguration dates for 2027 https://www12.senado.leg.br/radio/1/noticia/2026/01/05/posse-presidencial-em-2027-sera-em-5-de-janeiro-e-governadores-tomam-posse-no-dia-6

Constitutional Amendment 111 of 2021: president on 5 January, governors on 6 January 2027.

Result from the TSE count read on 26 October 2026; polls, model records and market prices keep their own dates and times. Nothing here is investment, betting or voting advice.